

Unemployment Insurance Weekly Review Week Ending February 17, 2018

Unemployment Insurance Weekly Review

Regular Program	This Week	Last Week	Year Ago	Percent Change	
	February 17, 2018	February 10, 2018	February 18, 2017	Over-the-Week	Over-the-Year
Initial Claims	1,756	2,197	1,916	-20.1%	-8.4%
Call Center	1,070	1,363	1,194	-21.5%	-10.4%
Internet	686	834	722	-17.7%	-5.0%
Continued Claims	13,802	13,443	14,965	2.7%	-7.8%
Amount of Payments	\$4,365,782	\$4,216,979	\$4,636,984	3.5%	-5.8%
Weeks Compensated	11,529	11,312	12,449	1.9%	-7.4%
Final Payments	285	324	394	-12.0%	-27.7%
Individuals Receiving Payments	10,895	10,591	11,731	2.9%	-7.1%
Average Weekly Benefit Amount	\$378.68	\$372.79	\$372.48	1.6%	1.7%
U.I. Trust Fund Balance (Millions)	\$636.8	\$640.6	\$529.3	-0.6%	20.3%

[Weekly Review
Archive](#)

[Kansas Labor
Information Center](#)

Overview

Claims by County

Initial Claims

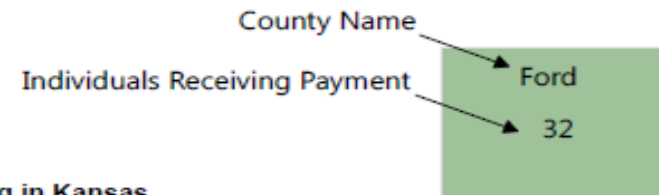

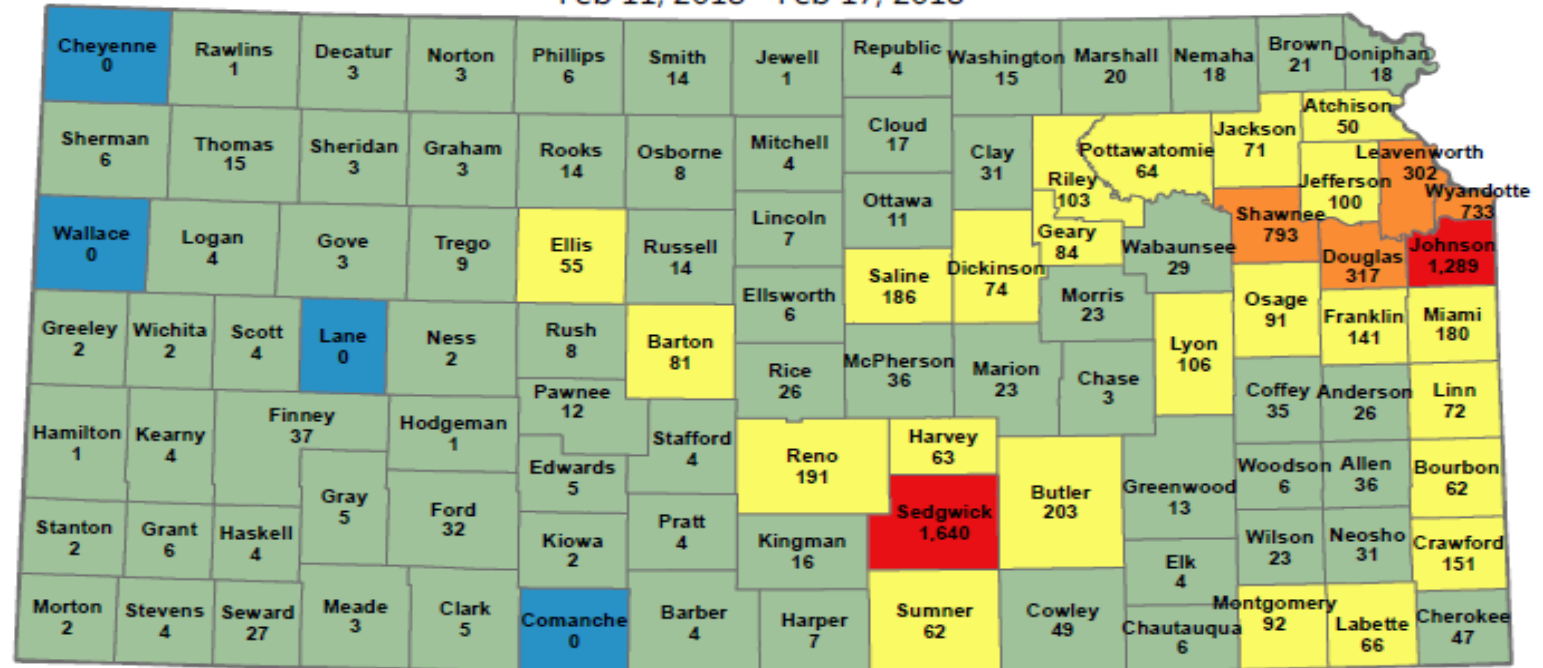
Continued Claims

Trust Fund

Contributions

Unemployment Insurance Weekly Review Week Ending February 17, 2018

Unique* Individual Claimants Receiving Payment, by County of Residence
Feb 11, 2018 - Feb 17, 2018



*Data represents the number of individual claimants living in Kansas receiving regular UI payment, including those on workshare. Claimants residing outside of Kansas are not included.

Overview

Claims by County

Initial Claims

Continued Claims

Trust Fund

Contributions

Unemployment Insurance Weekly Review

Week Ending February 17, 2018

- Overview
- Claims by County
- Initial Claims**
- Continued Claims
- Trust Fund
- Contributions

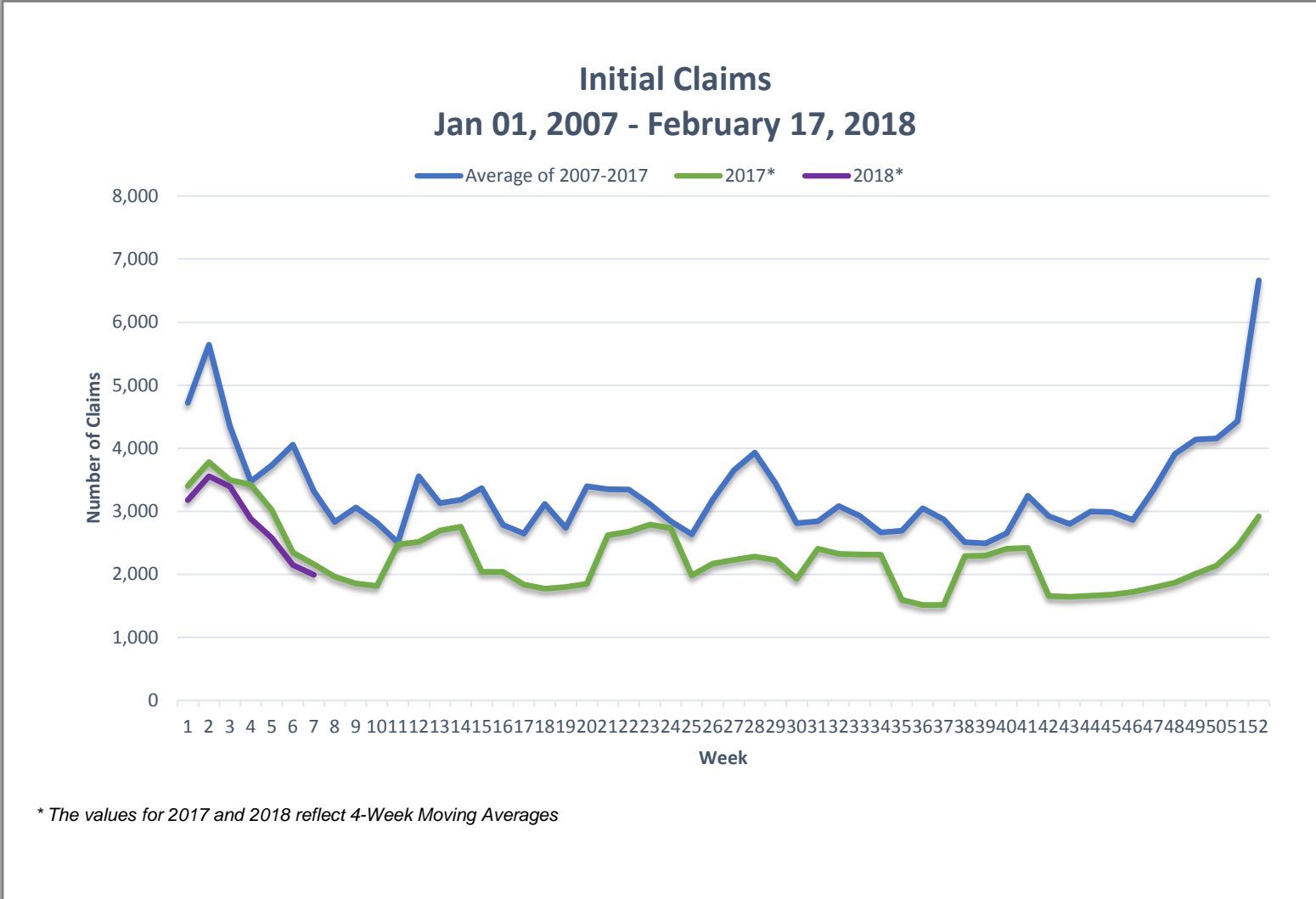
Initial Claims

Graph

Age

Gender

Industry



Initial Claims

- Overview
- Claims by County
- Initial Claims**
- Continued Claims
- Trust Fund
- Contributions

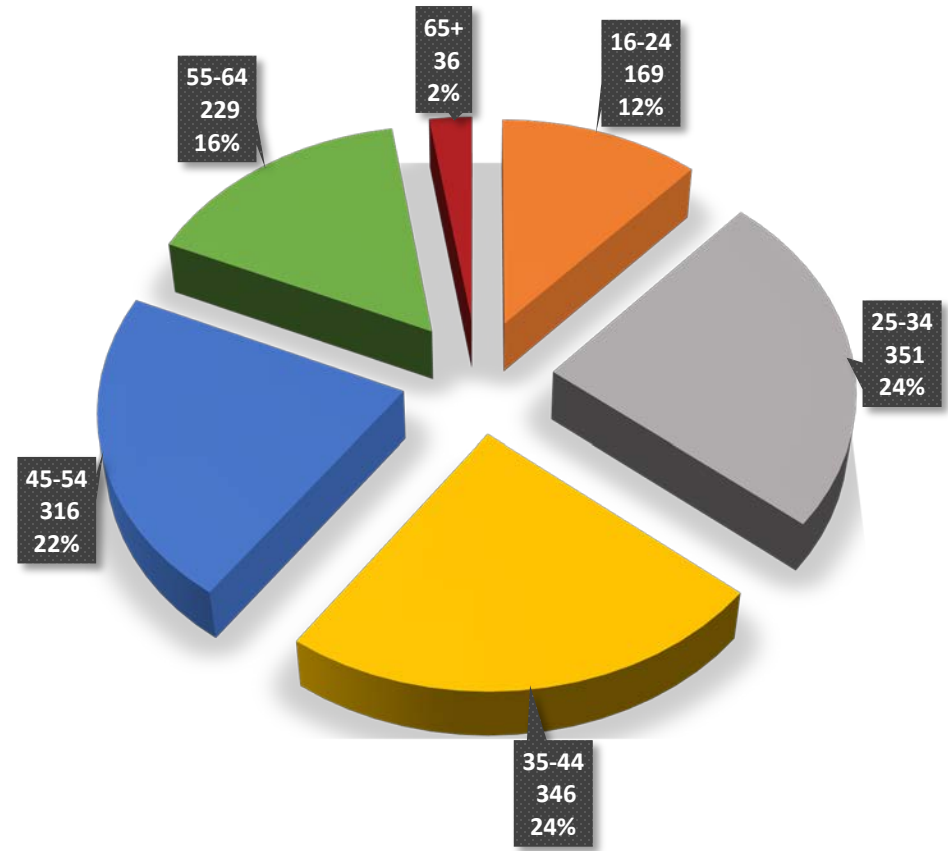
Graph

Age

Gender

Industry

Initial Claims by Age



- Overview
- Claims by County
- Initial Claims**
- Continued Claims
- Trust Fund
- Contributions

Initial Claims

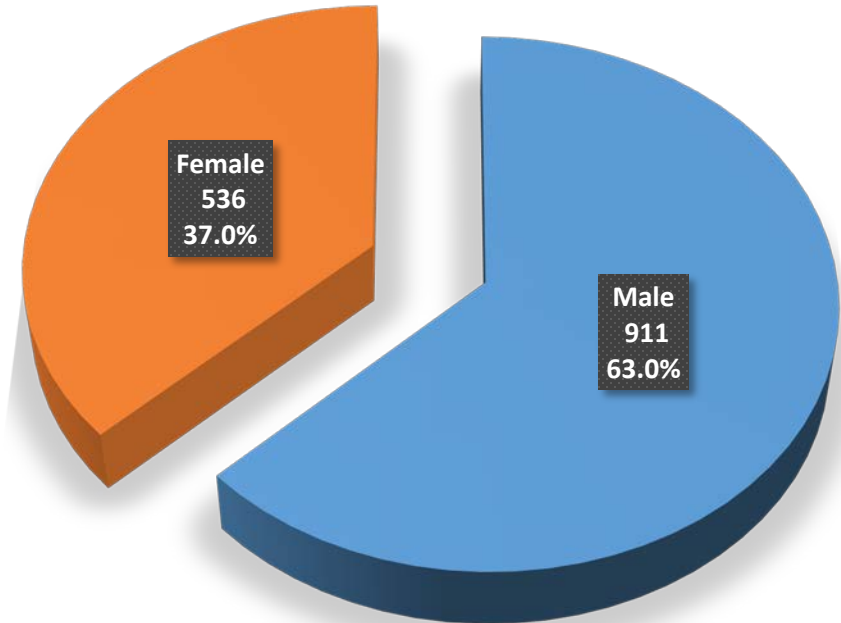
Graph

Age

Gender

Industry

Initial Claims by Gender



Unemployment Insurance Weekly Review

Week Ending February 17, 2018

Initial Claims

Overview

Claims by County

Initial Claims

Continued Claims

Trust Fund

Contributions

Graph

Age

Gender

Industry

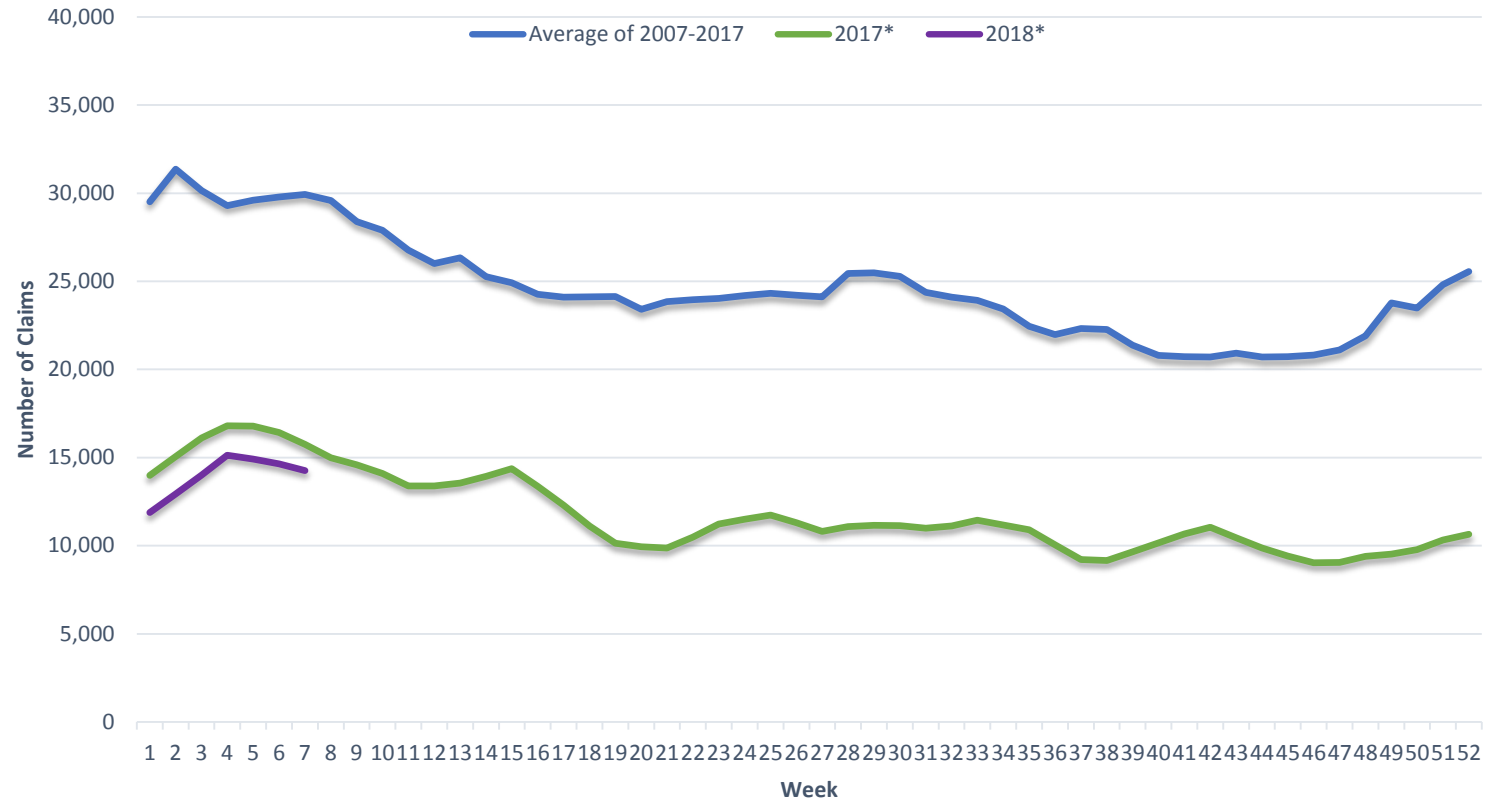
Industry Title	Initial Claims	Percent of Total Initial Claims
Construction	352	24.3%
Manufacturing	231	16.0%
Administrative and Waste Services	140	9.7%
Health Care and Social Assistance	120	8.3%
Retail Trade	114	7.9%
Professional, Scientific, and Technical Services	83	5.7%
Transportation and Warehousing	75	5.2%
Accommodation and Food Services	63	4.4%
Other Services (except Public Administration)	42	2.9%
Public Administration	41	2.8%
Wholesale Trade	37	2.6%
Finance and Insurance	36	2.5%
Educational Services	27	1.9%
Information	23	1.6%
Real Estate and Rental and Leasing	23	1.6%
Arts, Entertainment and Recreation	18	1.2%
Mining	15	1.0%
Management of Companies and Enterprises	4	0.3%
Agriculture	3	0.2%

Unemployment Insurance Weekly Review

Week Ending February 17, 2018

- [Overview](#)
- [Claims by County](#)
- [Initial Claims](#)
- [Continued Claims](#)
- [Trust Fund](#)
- [Contributions](#)

Continued Claims
 Jan 01, 2007 - February 17, 2018



* The values for 2017 and 2018 reflect 4-Week Moving Averages

Unemployment Insurance Weekly Review

Week Ending February 17, 2018

- Overview
- Claims by County
- Initial Claims
- Continued Claims
- Trust Fund**
- Contributions

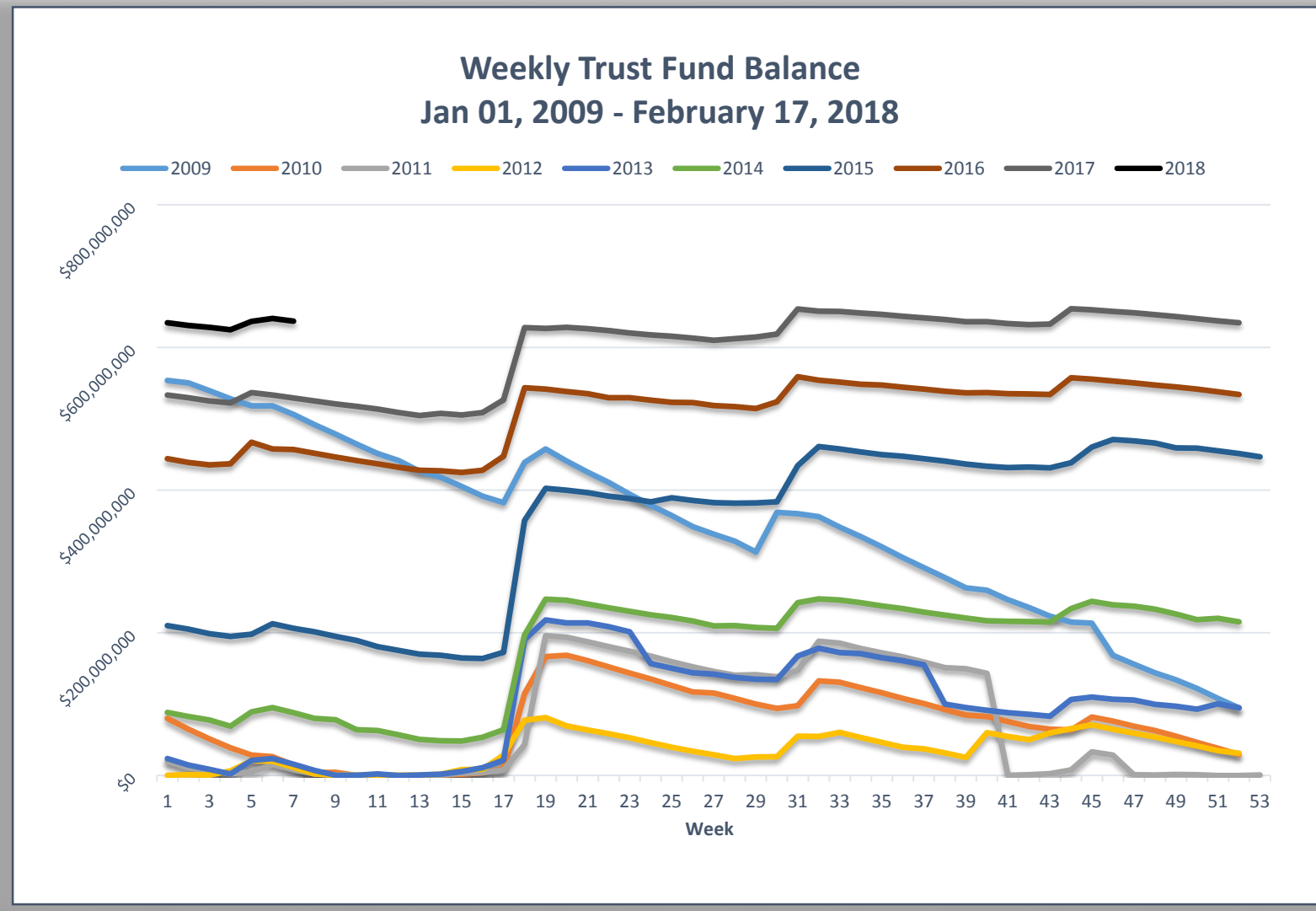
Trust Fund

Balance

Benefit Liability Est. by Week

Benefits Paid by Week

Total Benefits Liability & Payment



Unemployment Insurance Weekly Review

Week Ending February 17, 2018

- Overview
- Claims by County
- Initial Claims
- Continued Claims
- Trust Fund**
- Contributions

Trust Fund

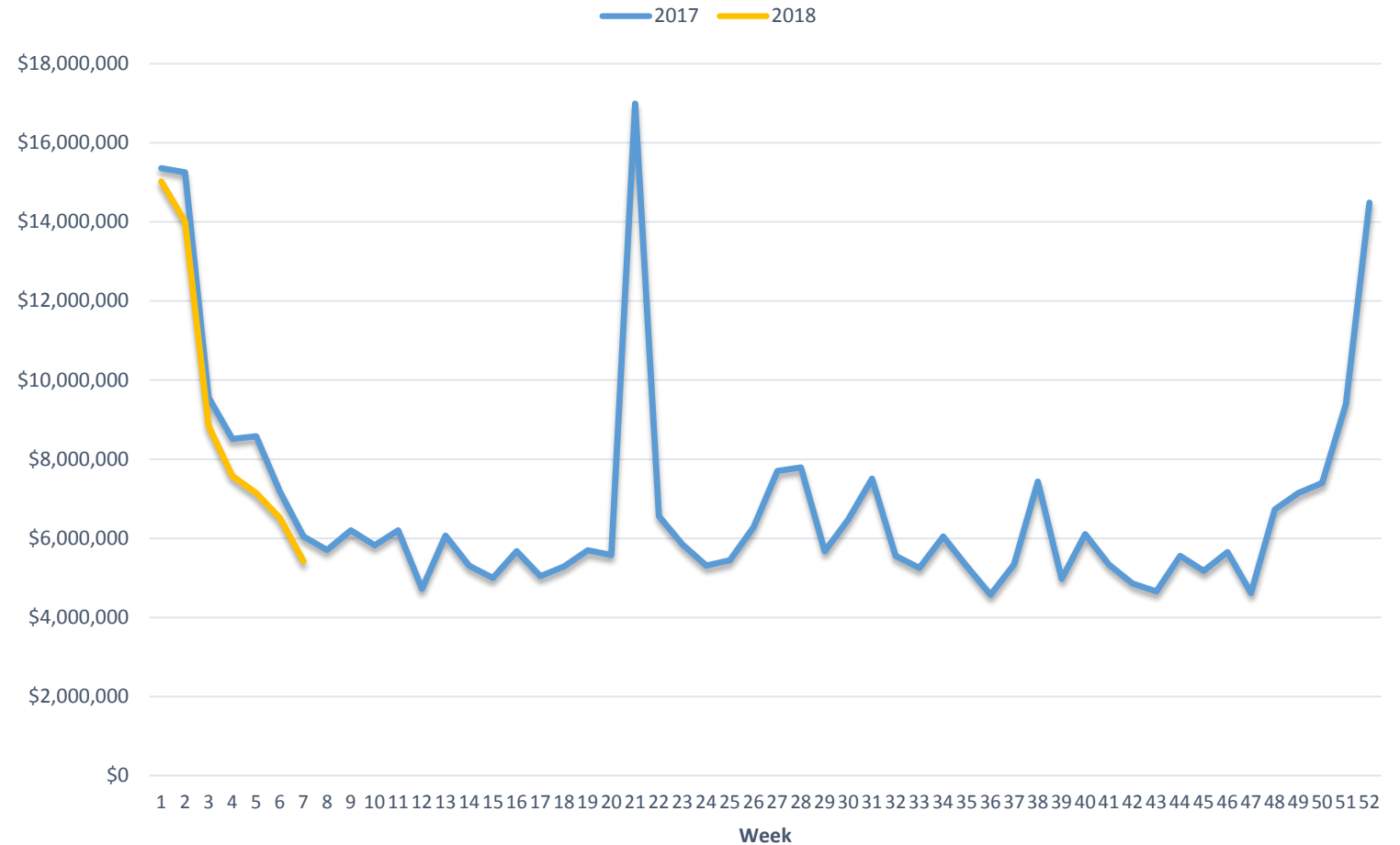
Balance

Benefit Liability Est. by Week

Benefits Paid by Week

Total Benefits Liability & Payment

Benefit Liability Established by Week



Unemployment Insurance Weekly Review

Week Ending February 17, 2018

- Overview
- Claims by County
- Initial Claims
- Continued Claims
- Trust Fund**
- Contributions

Trust Fund

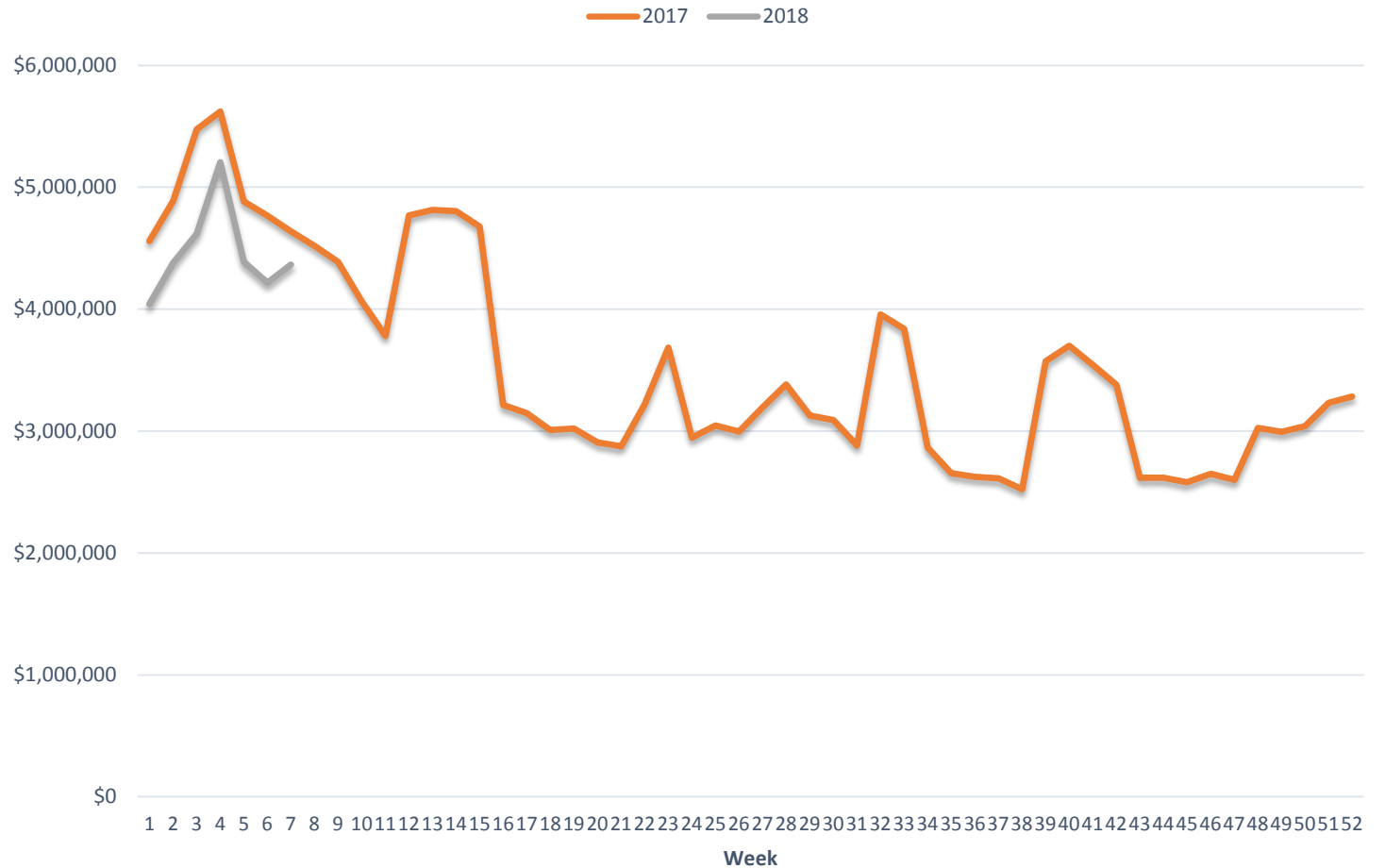
Balance

Benefit Liability Est. by Week

Benefits Paid by Week

Total Benefits Liability & Payment

2017 Benefit Payments Occurring by Week



- Overview
- Claims by County
- Initial Claims
- Continued Claims
- Trust Fund
- Contributions

Trust Fund

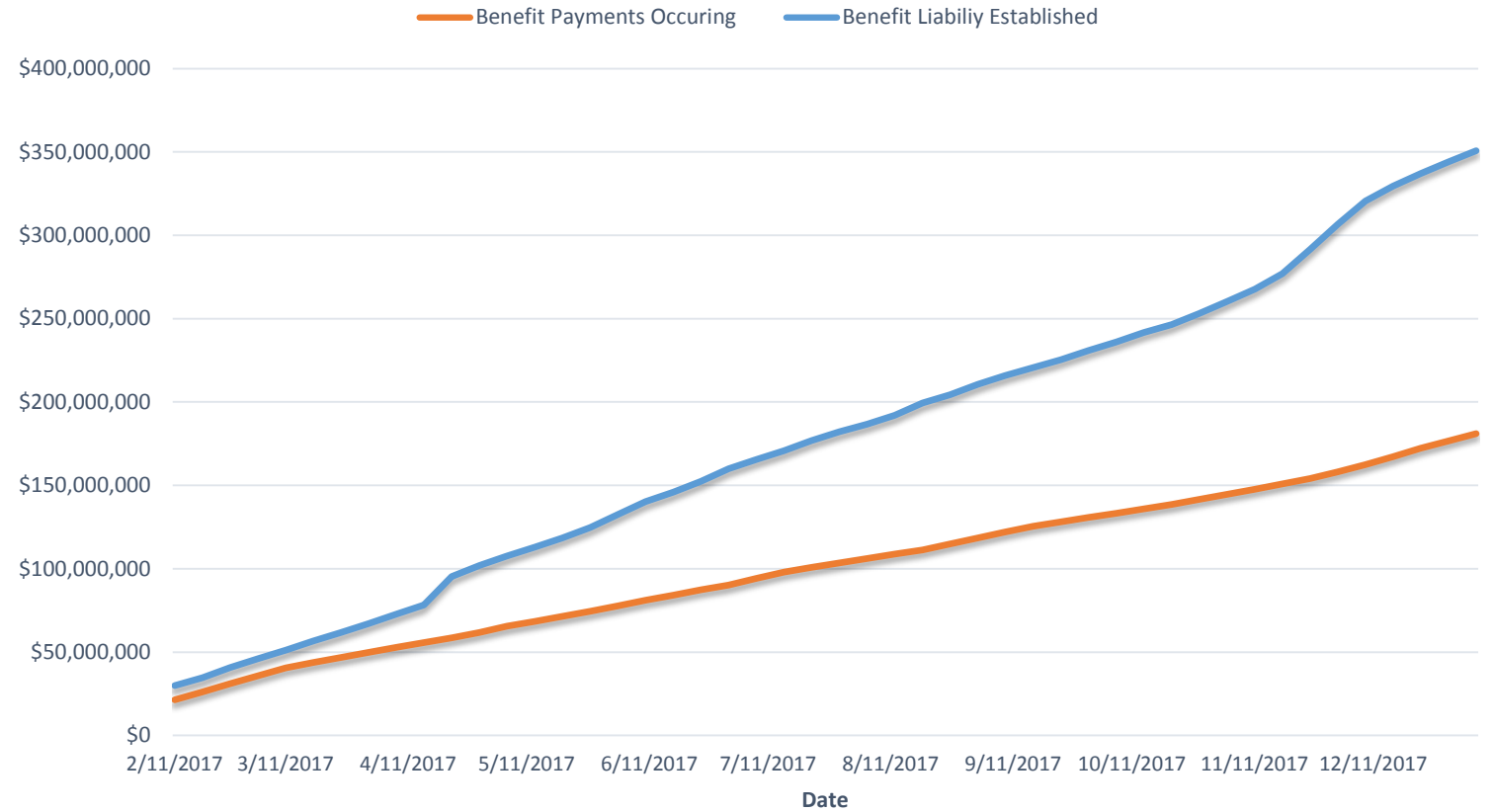
Balance

Benefit Liability Est. by Week

Benefits Paid by Week

Total Benefits Liability & Payment

Benefit Liability Established & Benefit Payments Occurring Cumulative One Rolling Year



Unemployment Insurance Weekly Review Week Ending February 17, 2018

- Overview
- Claims by County
- Initial Claims
- Continued Claims
- Trust Fund
- Contributions**

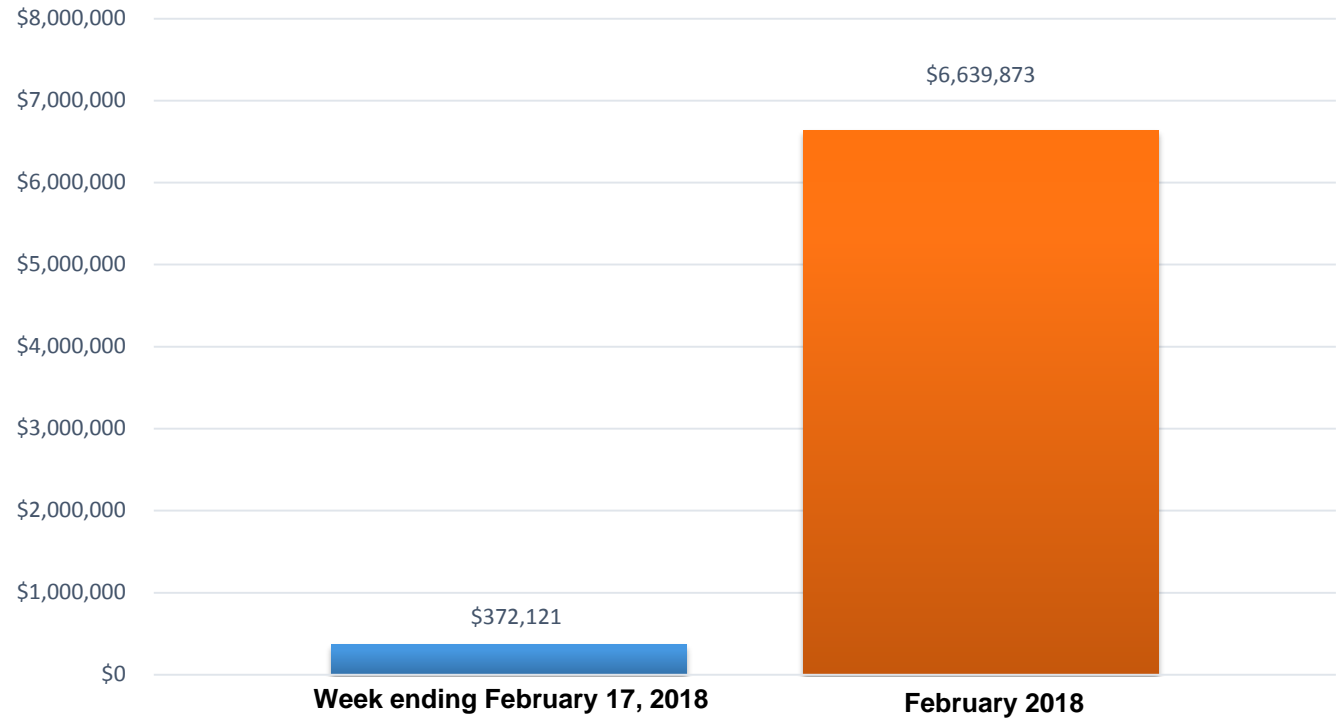
Contributions

Week & MTD

Month & Last Year

YTD & Last YTD

Contributions Current Week & Month To-Date



- Overview**
- Claims by County
- Initial Claims
- Continued Claims
- Trust Fund
- Contributions**

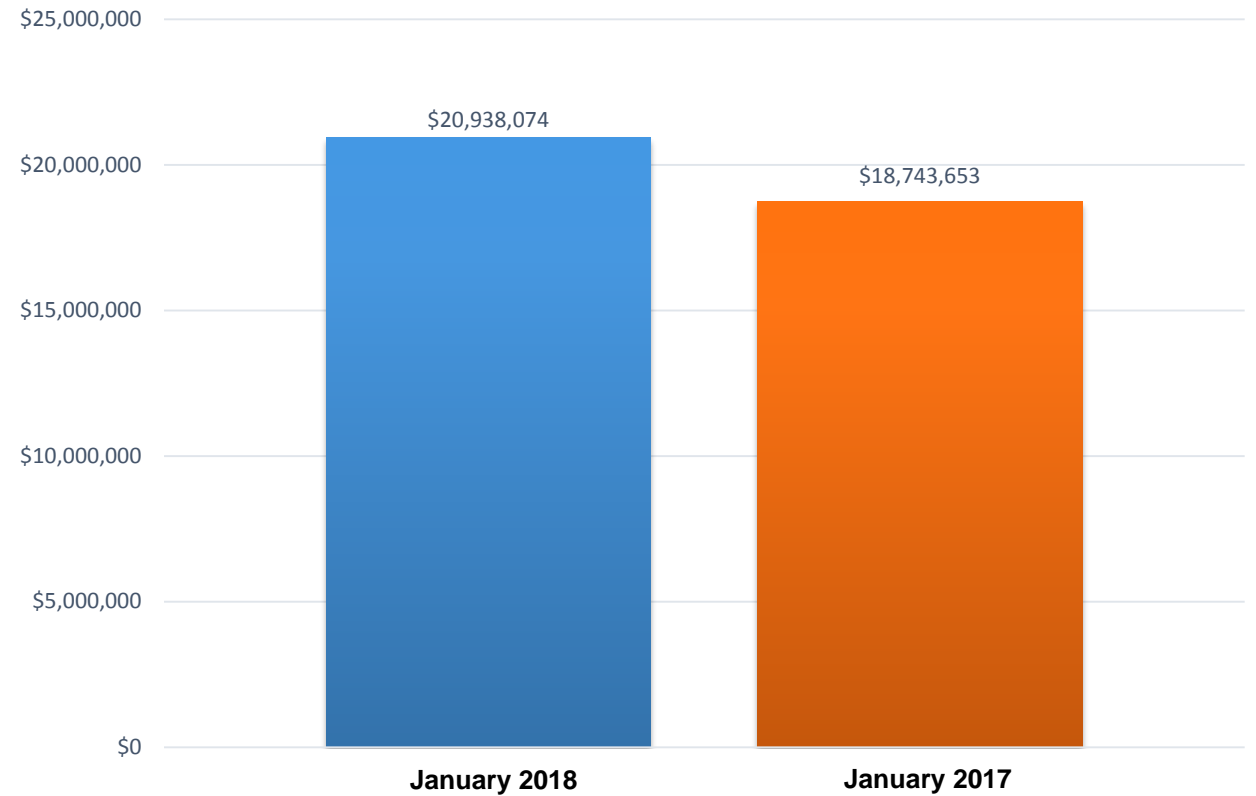
Contributions

Week & MTD

Month & Last Year

YTD & Last YTD

Contributions
January 2018 & January 2017



Contributions

Week
&
MTD

Month
&
Last Year

YTD
&
Last YTD

Overview

Claims by County

Initial Claims

Continued Claims

Trust Fund

Contributions

**Total Contributions To-Date
This Year & Last Year**

