

Unemployment Insurance Weekly Review Week Ending March 07, 2020

Overview

Claims by County

Initial Claims

Continued Claims

Trust Fund

Contributions

Unemployment Insurance Weekly Review					
Regular Program	This Week	Last Week	Year Ago	Percent Change	
	March 07, 2020	February 29, 2020	March 2, 2019	Over-the-Week	Over-the-Year
Initial Claims	1,399	1,548	1,817	-9.6%	-23.0%
Call Center	820	1,002	1,296	-18.2%	-36.7%
Internet	579	546	521	6.0%	11.1%
Continued Claims	11,004	11,457	12,235	-4.0%	-10.1%
Amount of Payments	\$3,538,561	\$3,680,252	\$3,873,021	-3.9%	-8.6%
Weeks Compensated	8,886	9,309	10,190	-4.5%	-12.8%
Final Payments	268	225	243	19.1%	10.3%
Individuals Receiving Payments	8,344	8,664	9,637	-3.7%	-13.4%
Average Weekly Benefit Amount	\$398.22	\$395.34	\$380.08	0.7%	4.8%
U.I. Trust Fund Balance (Millions)	\$990.0	\$992.1	\$822.3	-0.2%	20.4%

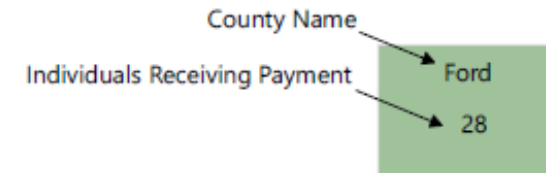
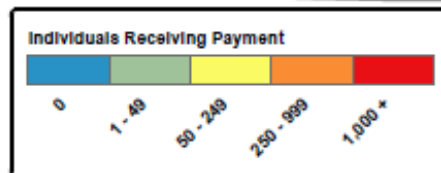
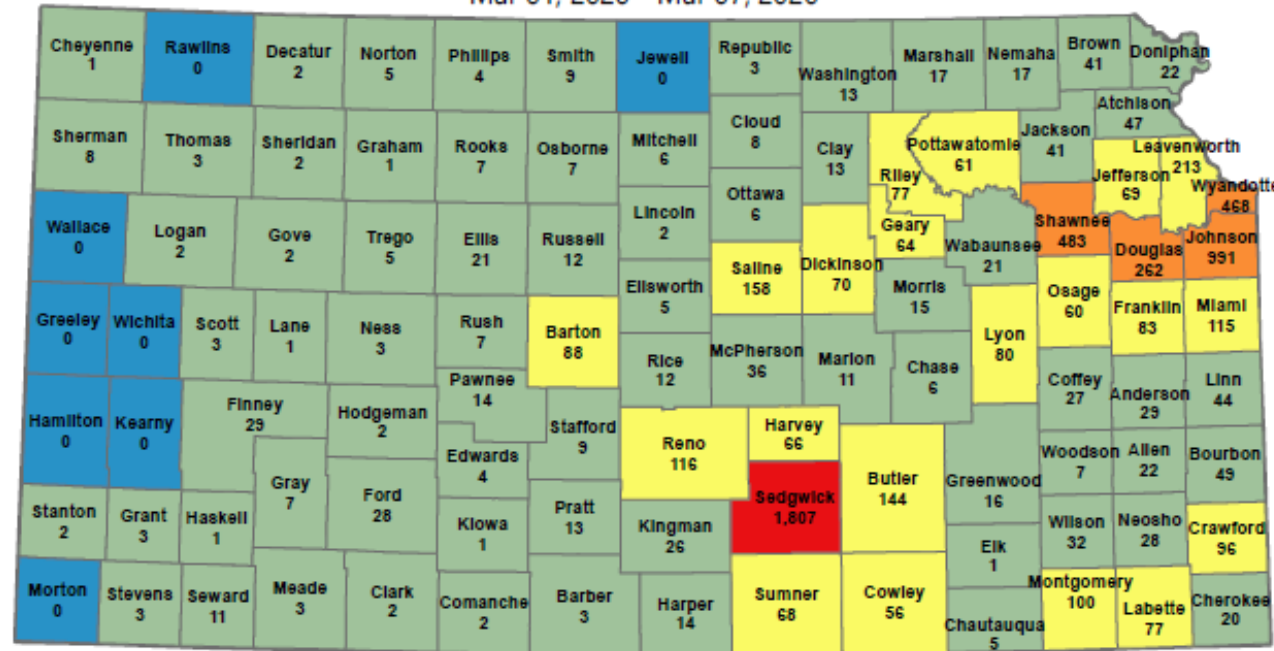
[Weekly Review Archive](#)

[Kansas Labor Information Center](#)

Unemployment Insurance Weekly Review

Week Ending March 07, 2020

Unique* Individual Claimants Receiving Payment, by County of Residence
Mar 01, 2020 - Mar 07, 2020



*Data represents the number of individual claimants living in Kansas receiving regular UI payment, including those on workshare. Claimants residing outside of Kansas are not included.

Created: 03/10/20

Overview

Claims by County

Initial Claims

Continued Claims

Trust Fund

Contributions

Unemployment Insurance Weekly Review

Week Ending March 07, 2020

- Overview
- Claims by County
- Initial Claims**
- Continued Claims
- Trust Fund
- Contributions

Initial Claims

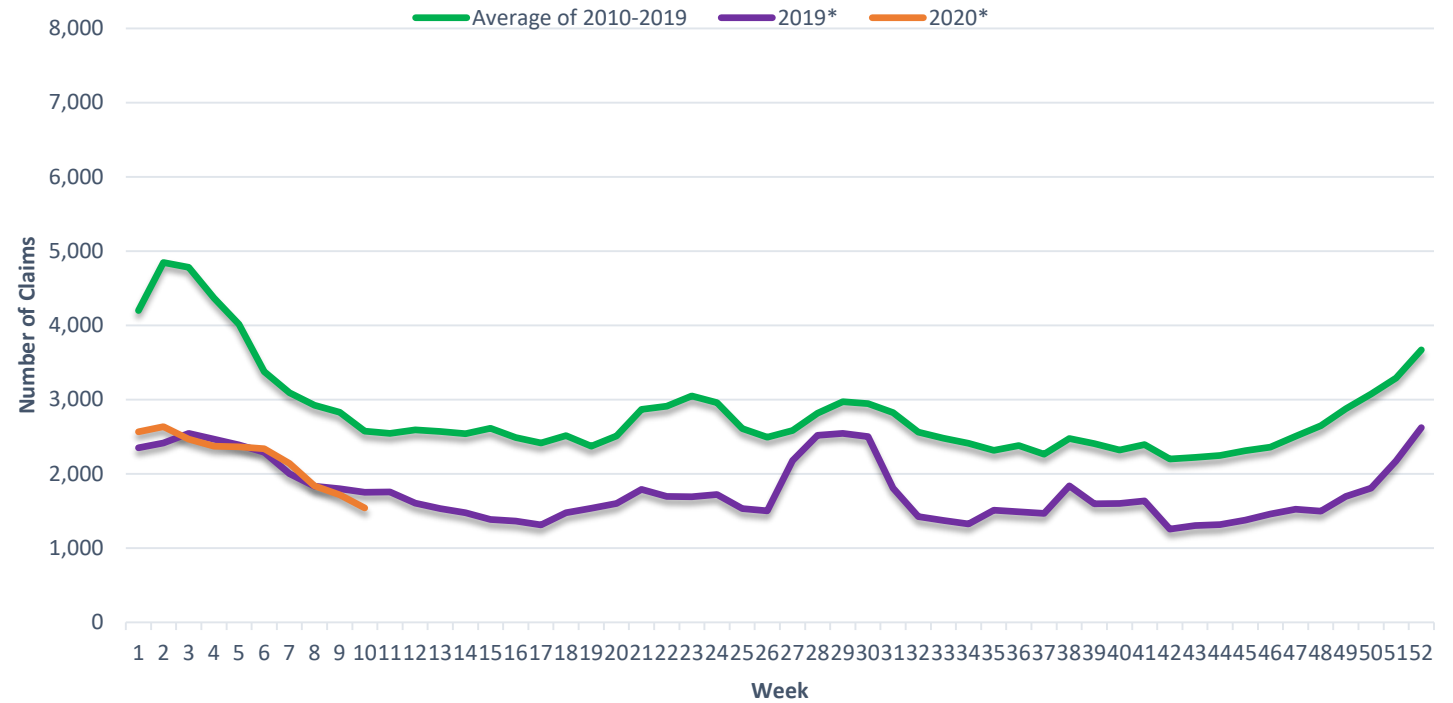
Graph

Age

Gender

Industry

Initial Claims
 Jan 01, 2010 - March 07, 2020



* The values for 2019 and 2020 reflect 4-Week Moving Averages

Initial Claims

Graph

Age

Gender

Industry

Overview

Claims by County

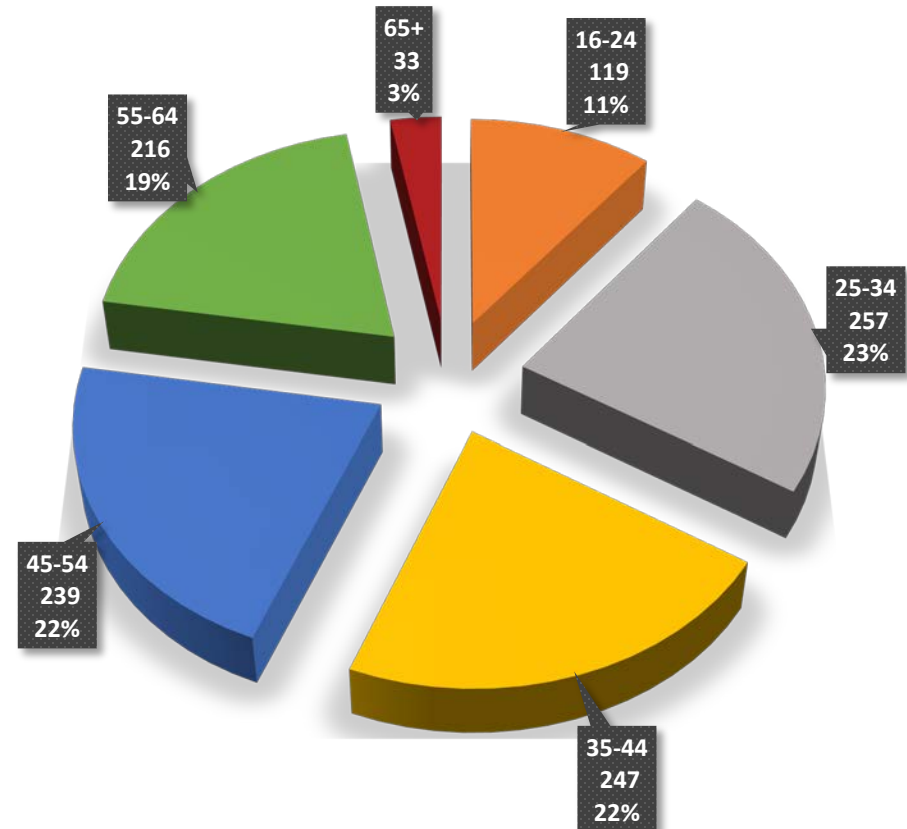
Initial Claims

Continued Claims

Trust Fund

Contributions

Initial Claims by Age



- Overview
- Claims by County
- Initial Claims**
- Continued Claims
- Trust Fund
- Contributions

Initial Claims

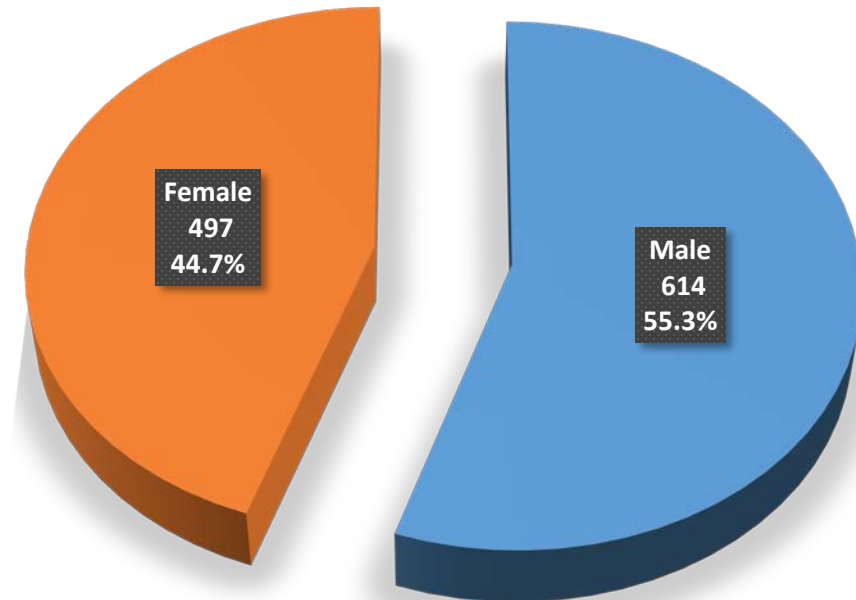
Graph

Age

Gender

Industry

Initial Claims by Gender



Unemployment Insurance Weekly Review Week Ending March 07, 2020

Initial Claims

Overview

Claims by County

Initial Claims

Continued Claims

Trust Fund

Contributions

Graph

Age

Gender

Industry

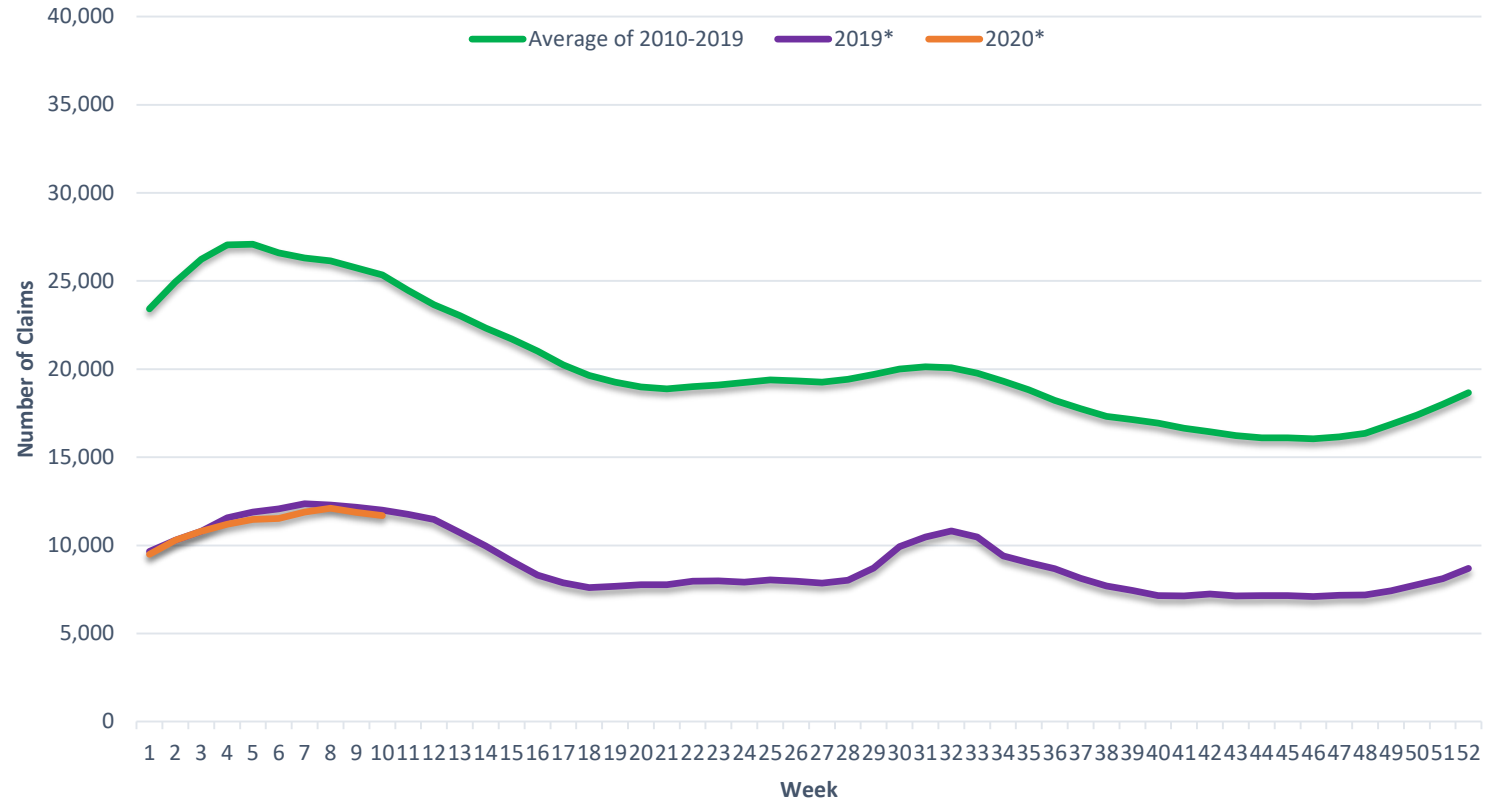
Industry Title	Initial Claims	Percent of Total Initial Claims
Manufacturing	282	25.4%
Construction	170	15.3%
Retail Trade	103	9.3%
Administrative and Waste Services	93	8.4%
Health Care and Social Assistance	91	8.2%
Accommodation and Food Services	70	6.3%
Transportation and Warehousing	64	5.8%
Professional, Scientific, and Technical Services	51	4.6%
Wholesale Trade	32	2.9%
Finance and Insurance	31	2.8%
Other Services (except Public Administration)	27	2.4%
Public Administration	23	2.1%
Mining	20	1.8%
Real Estate and Rental and Leasing	17	1.5%
Information	15	1.4%
Educational Services	12	1.1%
Arts, Entertainment and Recreation	6	0.5%
Agriculture	3	0.3%
Management of Companies and Enterprises	1	0.1%

Unemployment Insurance Weekly Review

Week Ending March 07, 2020

- [Overview](#)
- [Claims by County](#)
- [Initial Claims](#)
- [Continued Claims](#)
- [Trust Fund](#)
- [Contributions](#)

Continued Claims
 Jan 01, 2010 - March 07, 2020



* The values for 2019 and 2020 reflect 4-Week Moving Averages

Unemployment Insurance Weekly Review

Week Ending March 07, 2020

- Overview
- Claims by County
- Initial Claims
- Continued Claims
- Trust Fund**
- Contributions

Trust Fund

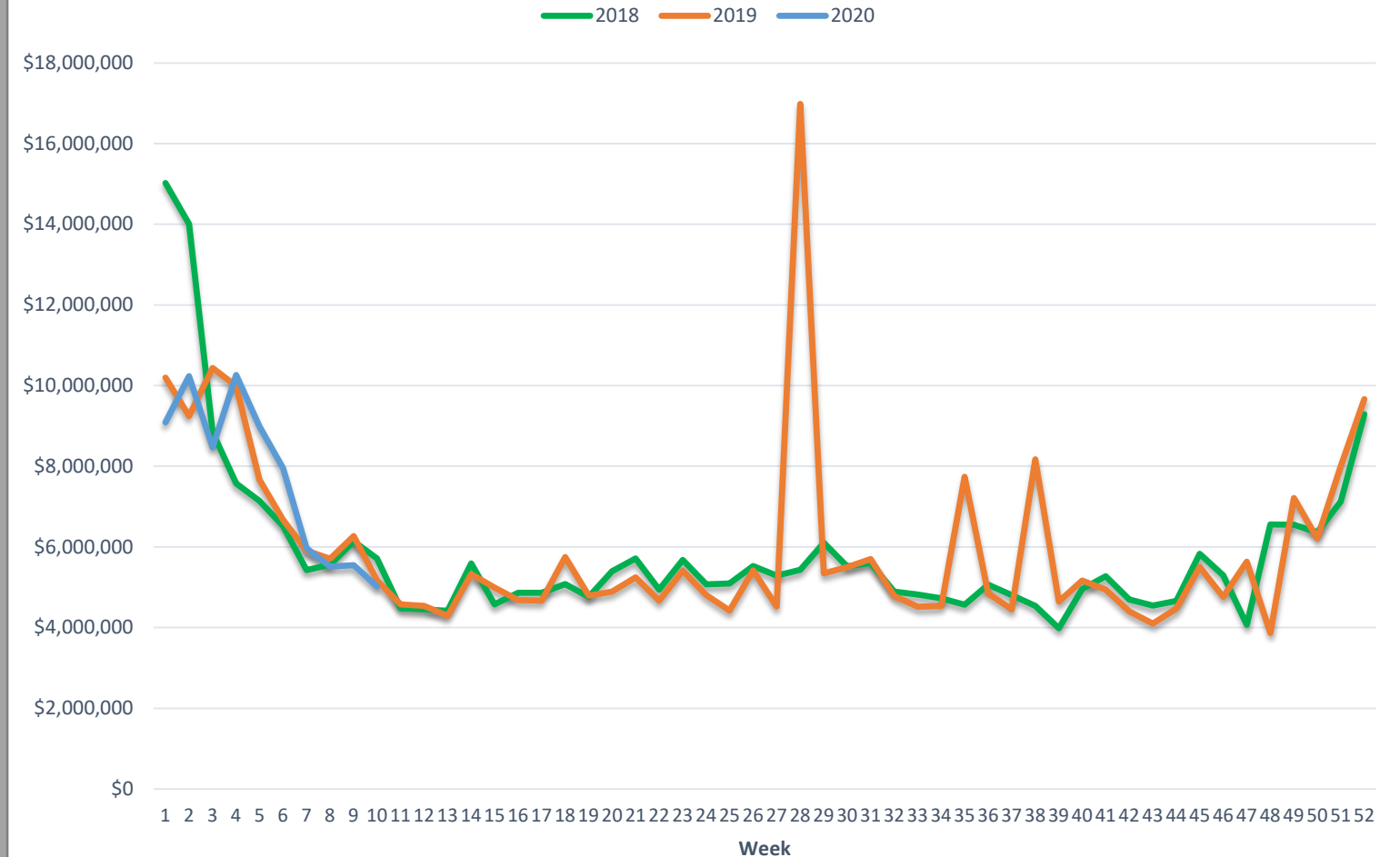
Balance

Benefit Liability Est. by Week

Benefits Paid by Week

Total Benefits Liability & Payment

Benefit Liability Established by Week



Unemployment Insurance Weekly Review

Week Ending March 07, 2020

- Overview
- Claims by County
- Initial Claims
- Continued Claims
- Trust Fund**
- Contributions

Trust Fund

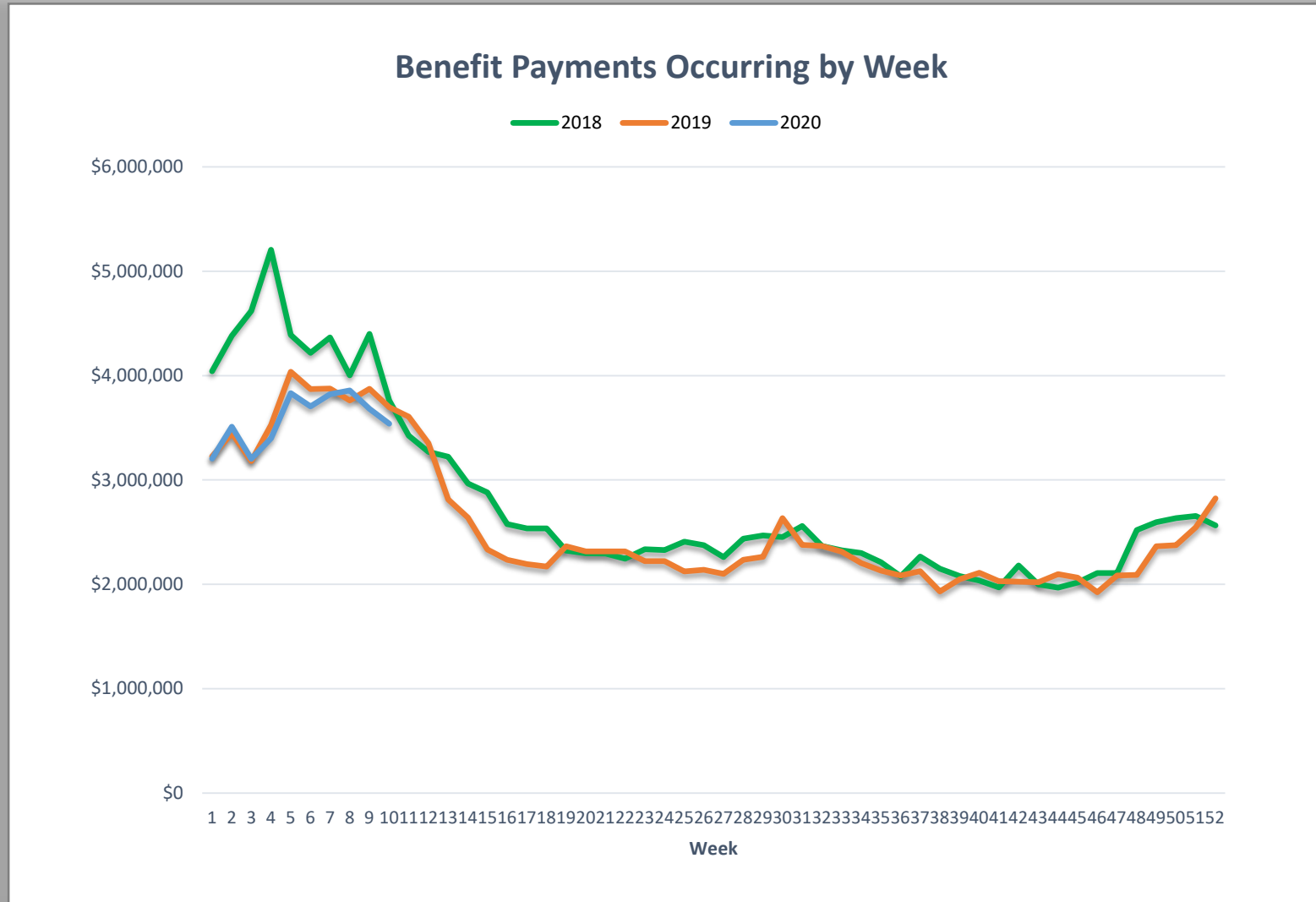
Balance

Benefit Liability Est. by Week

Benefits Paid by Week

Total Benefits Liability & Payment

Benefit Payments Occurring by Week



Unemployment Insurance Weekly Review

Week Ending March 07, 2020

- Overview
- Claims by County
- Initial Claims
- Continued Claims
- Trust Fund
- Contributions

Trust Fund

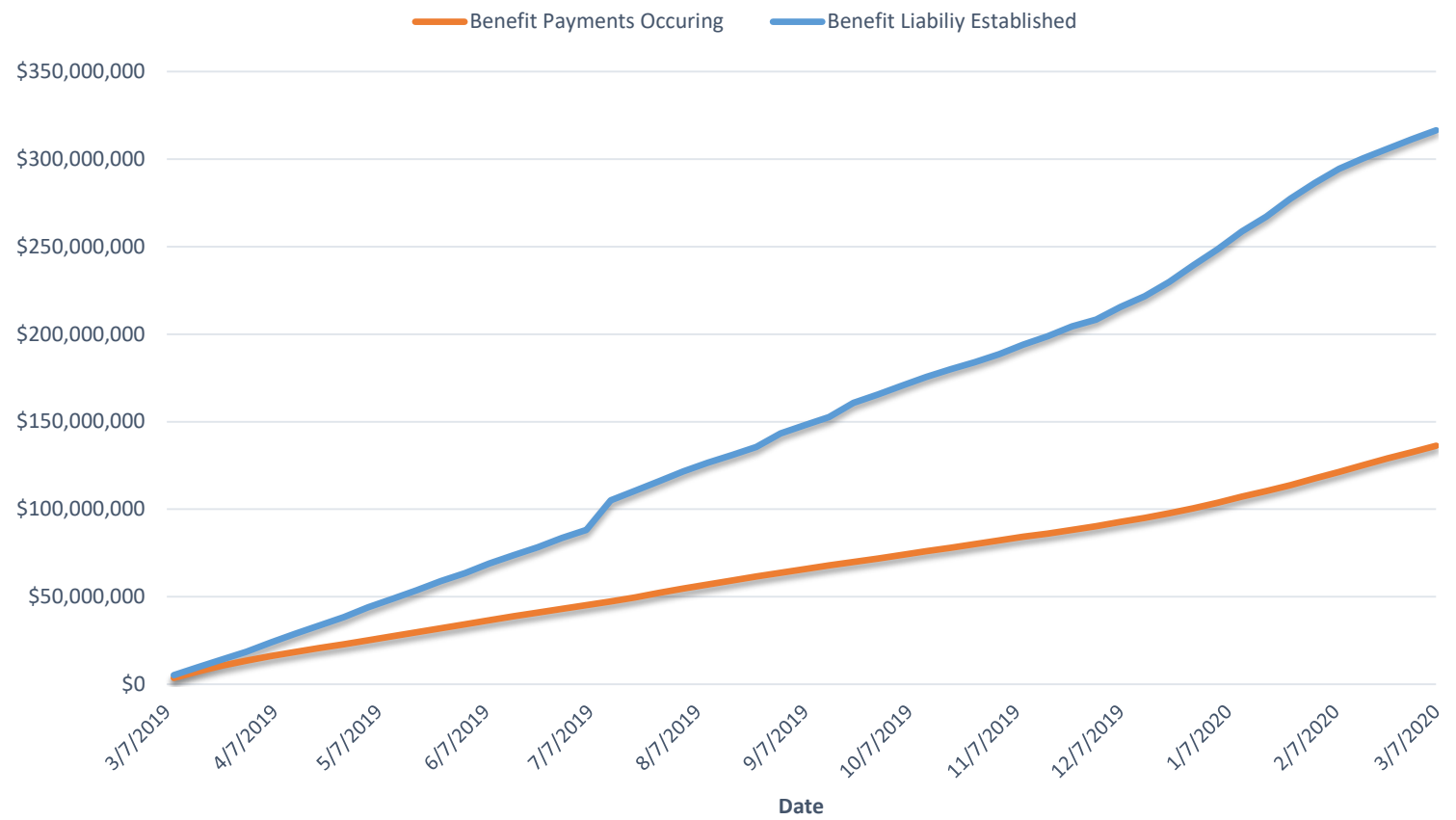
Balance

Benefit Liability Est. by Week

Benefits Paid by Week

Total Benefits Liability & Payment

Benefit Liability Established & Benefit Payments Occurring Cumulative One Rolling Year



- Overview
- Claims by County
- Initial Claims
- Continued Claims
- Trust Fund
- Contributions**

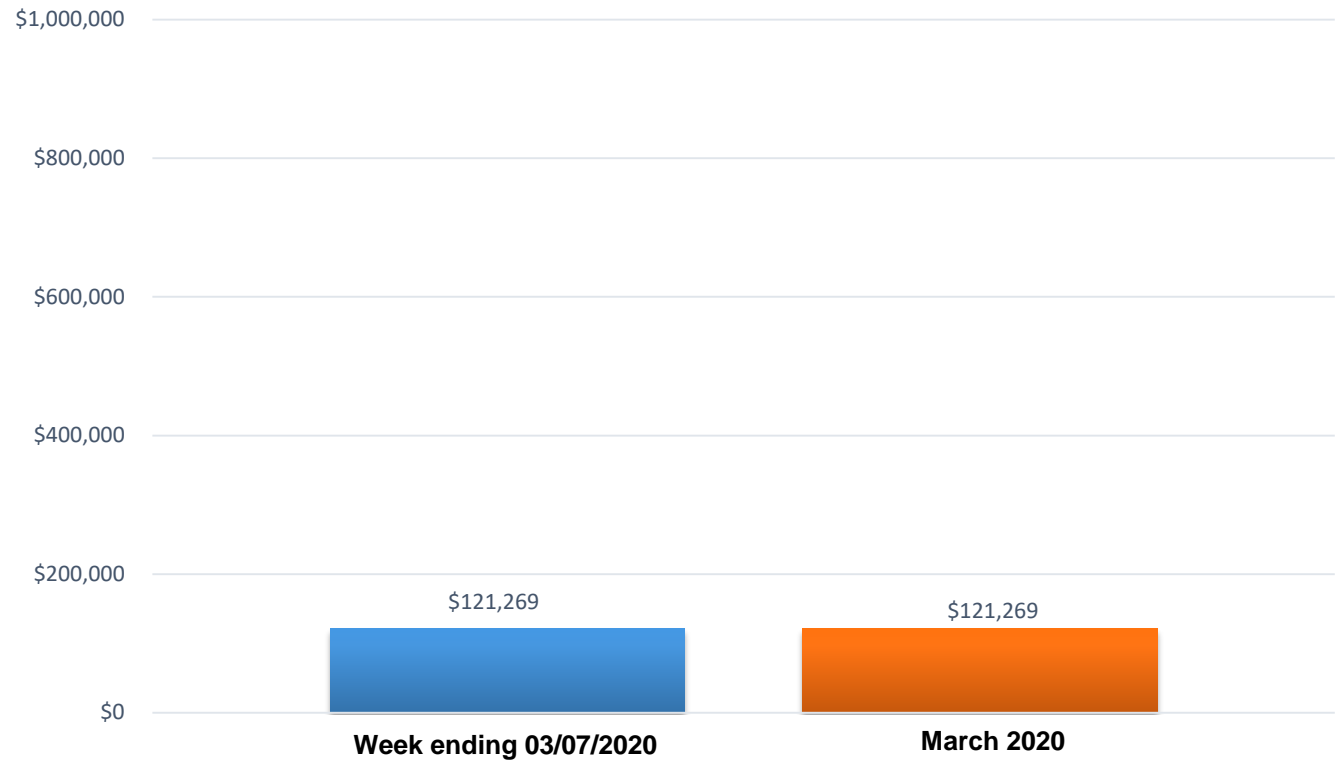
Contributions

Week & MTD

Month & Last Year

YTD & Last YTD

Contributions
Current Week & Month-To-Date



- Overview
- Claims by County
- Initial Claims
- Continued Claims
- Trust Fund
- Contributions

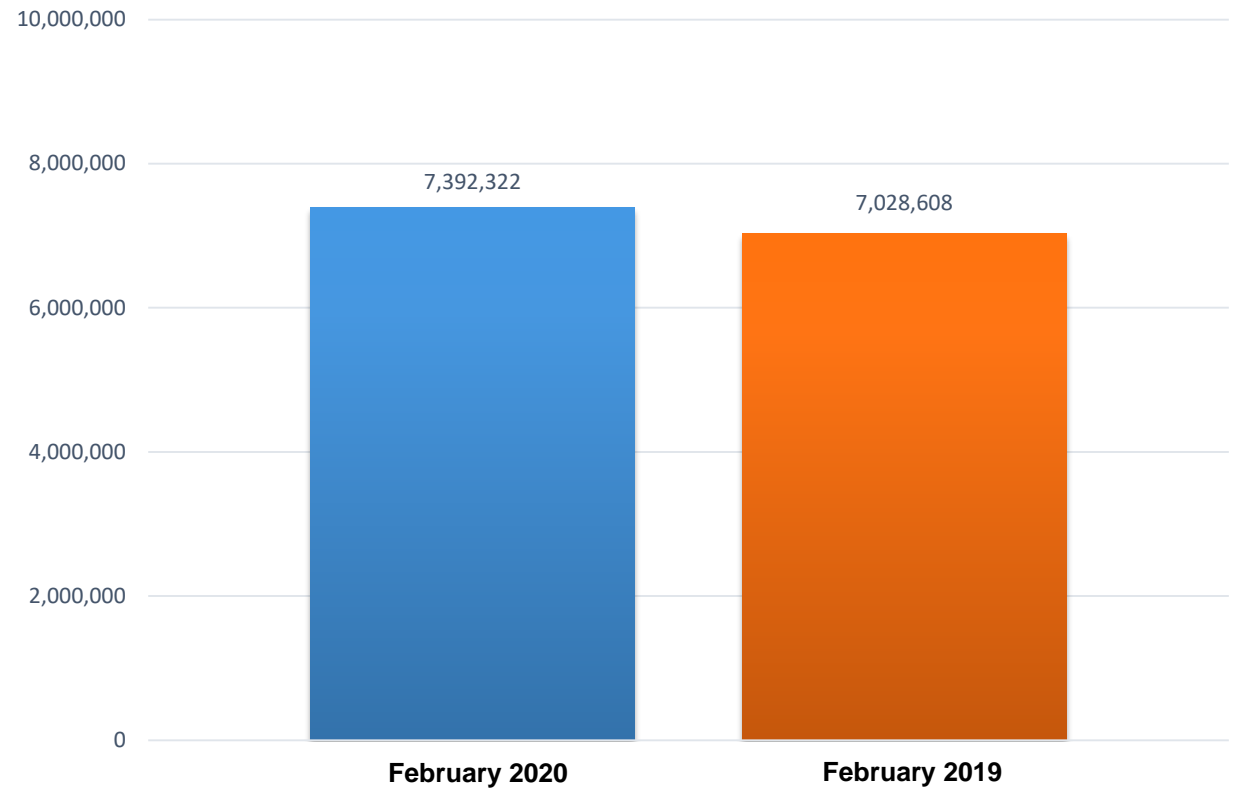
Contributions

Week & MTD

Month & Last Year

YTD & Last YTD

Contributions
February 2020 & February 2019



Unemployment Insurance Weekly Review

Week Ending March 07, 2020

- Overview
- Claims by County
- Initial Claims
- Continued Claims
- Trust Fund
- Contributions

Contributions

Week & MTD

Month & Last Year

YTD & Last YTD

Total Contributions To-Date This Year & Last Year

